



2025 General Election

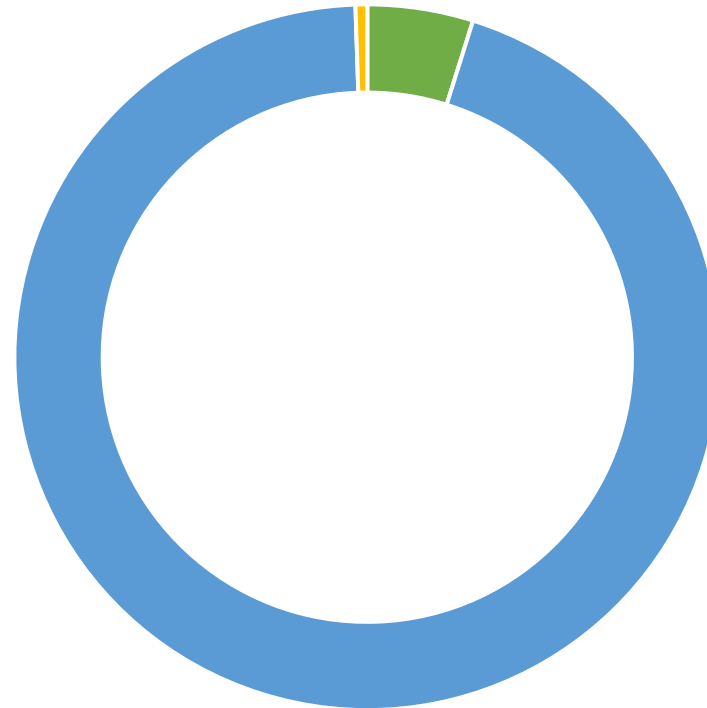
Voter Experience Survey

Survey details

- **Survey was open Oct. 6 to Oct. 30, 2025**
- **Survey was available via QR code or paper in every voting station**
- **2,330 responses were collected by QR code**
- **6,104 responses were collected on paper**
- **A total of 8,434 responses were collected**

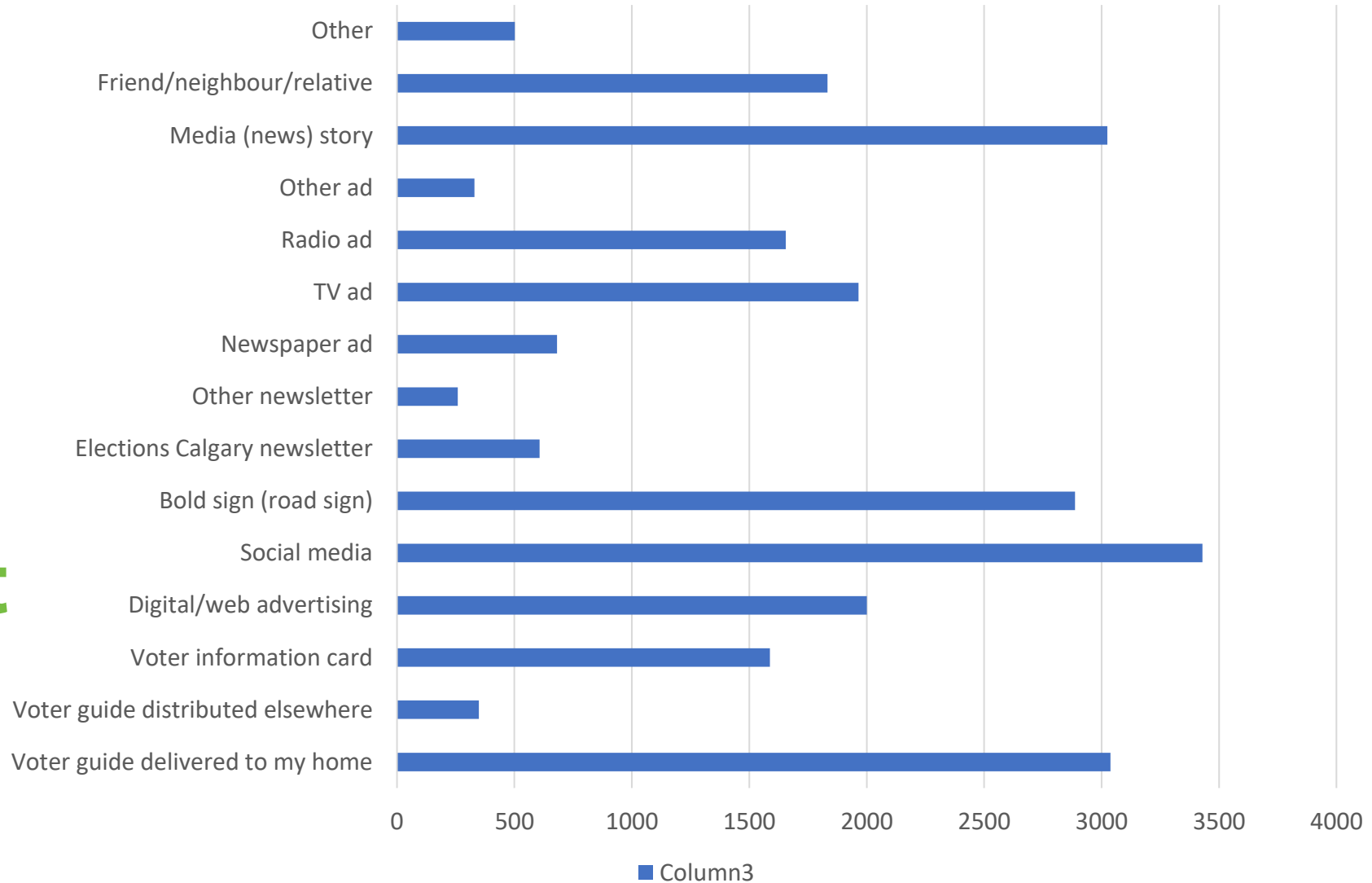
Are you a first-time voter?

Yes	405
No	7,909
Prefer not to say	45



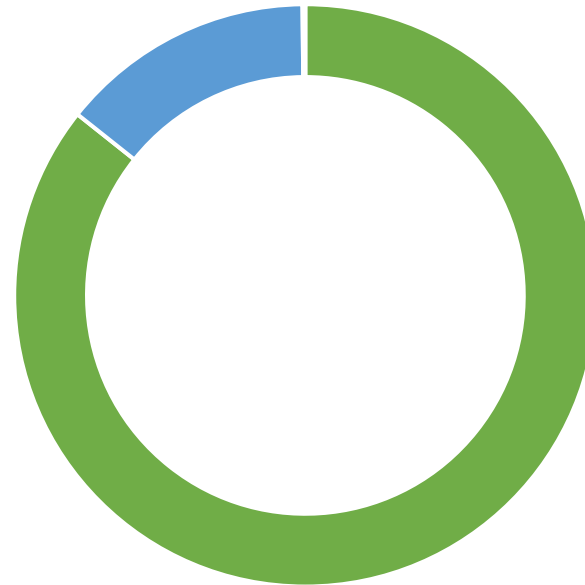
■ Yes ■ No ■ Prefer not to say

How did you hear about the 2025 General Election? (choose all that apply)



Where did you vote?

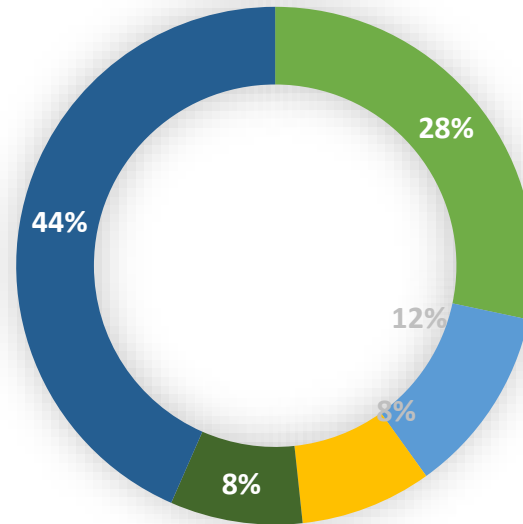
Election Day Station	6980
Advance Vote Station	1153
Care facility / Shelter	13



■ Election Day Station ■ Advance Vote Station ■ Care facility/shelter

How long was your wait time to vote?

Less than 5 min.	2,333	} 57%
5 to 10 min.	968	
11 to 20 min.	677	
21 to 30 min.	681	
More than 30 min.	3,576	



■ Less than 5 minutes ■ 5 to 10 minutes ■ 11 to 20 minutes
■ 21 to 30 minutes ■ More than 30 minutes



To what extent do you agree or disagree with the following statements?

